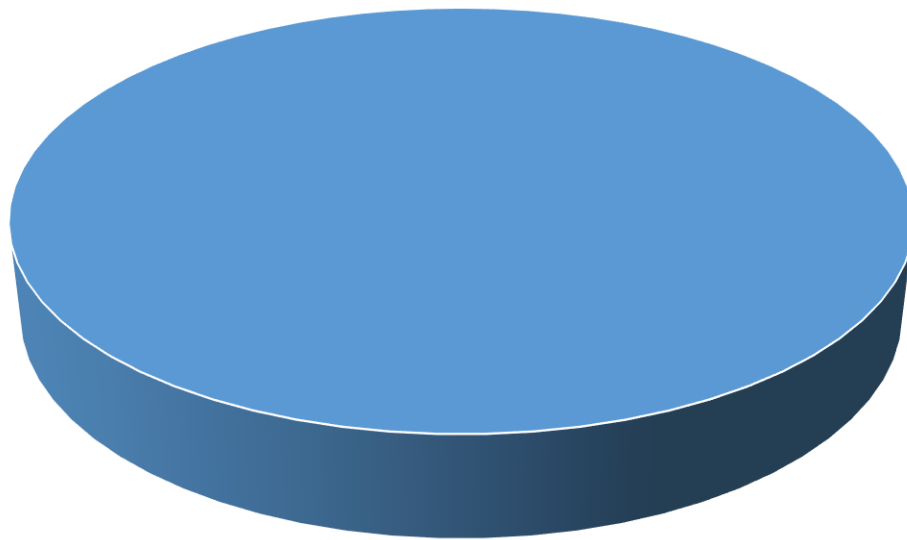


## Placement Analysis for 2017-18

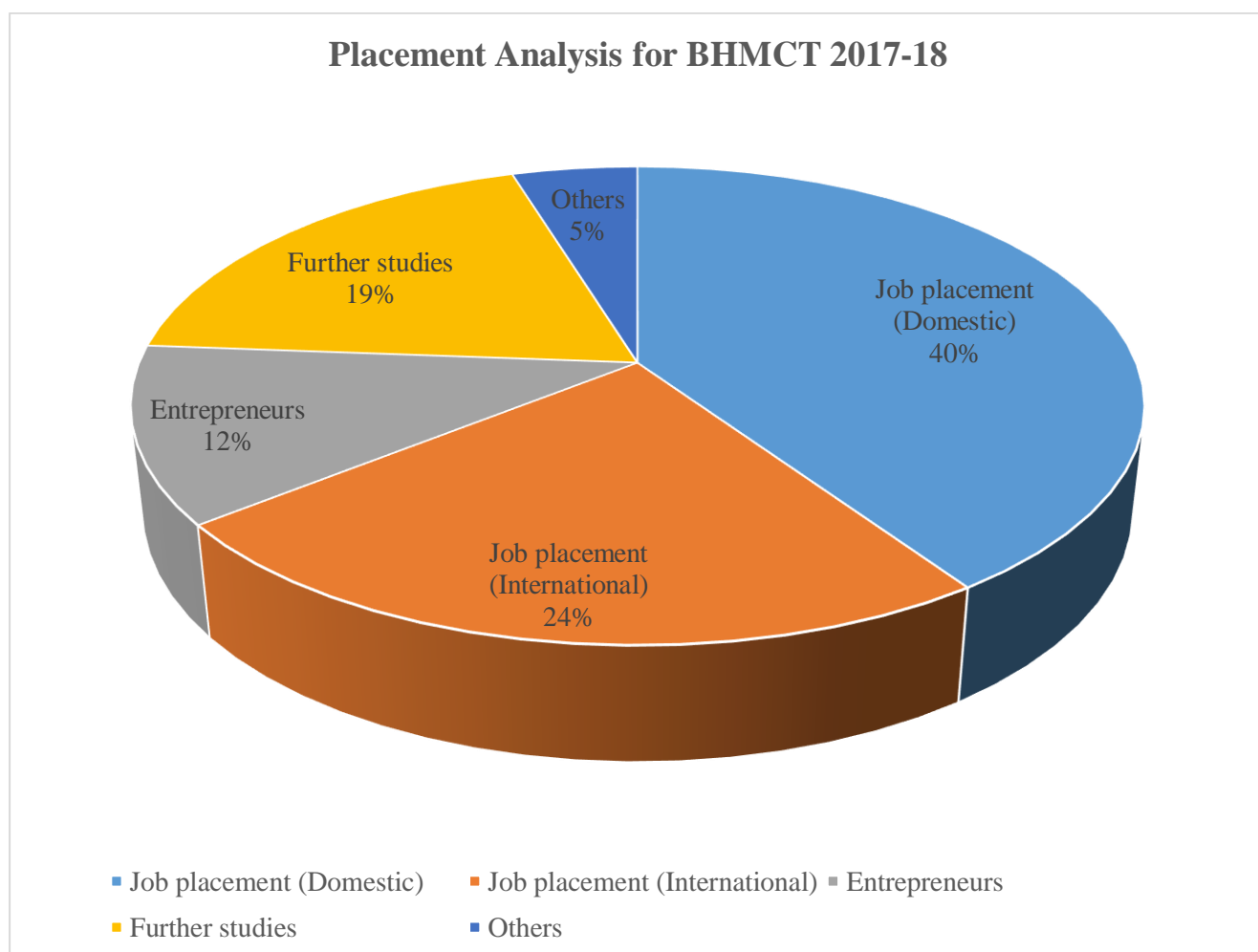
<b>Job placement for BHMCT 2017-18</b>			
	<b>Number of students opted for placement</b>	<b>Job placement</b>	<b>Percentage</b>
<b>Number of students</b>	<b>27</b>	<b>27</b>	<b>100%</b>

**Job placement for BHMCT 2017-18**

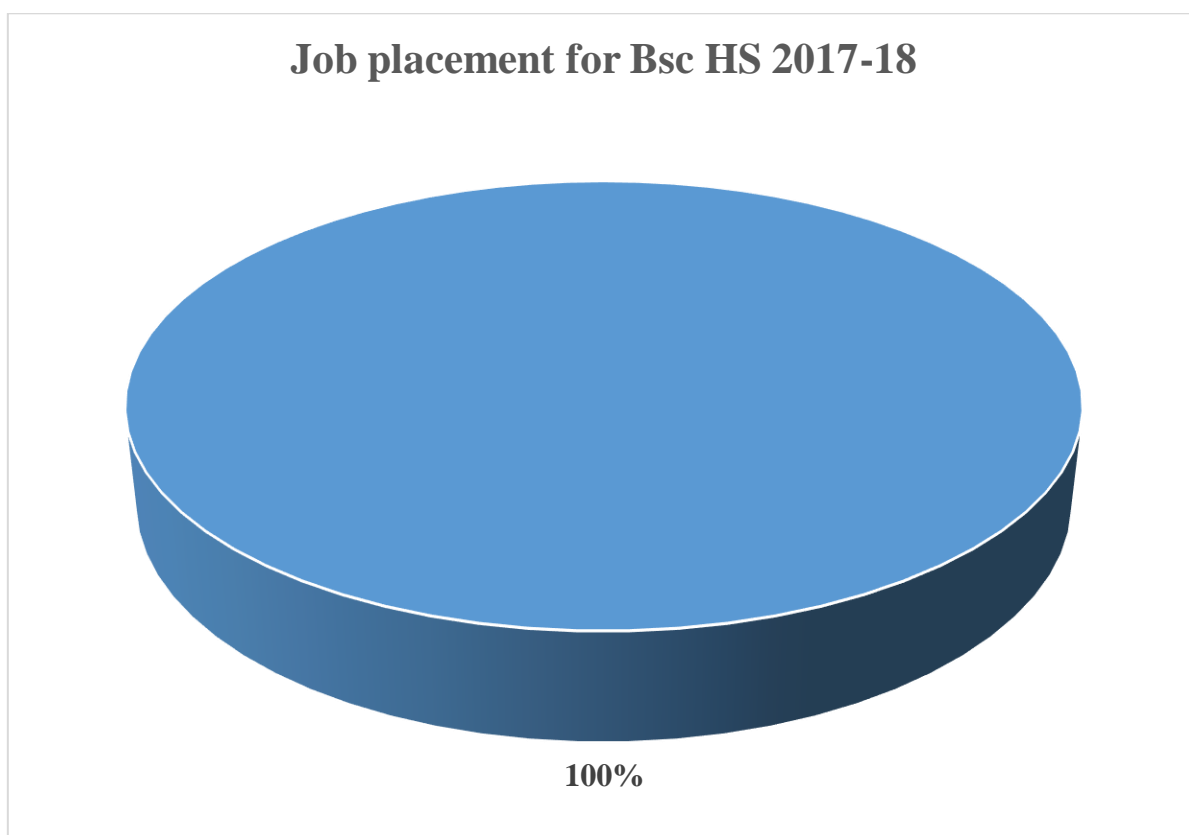


**100%**

<b>Placement Analysis for BHMCT 2017-18</b>		
<b>Particulars</b>	<b>Numbers</b>	<b>Percentage</b>
<b>Batch strength</b>	<b>42</b>	<b>100%</b>
Job placement (Domestic)	<b>17</b>	<b>40%</b>
Job placement (International)	<b>10</b>	<b>24%</b>
Entrepreneurs	<b>5</b>	<b>12%</b>
Further studies	<b>8</b>	<b>19%</b>
Others	<b>2</b>	<b>5%</b>



<b>Job placement for BSc HS 2017-18</b>			
	<b>Number of students opted for placement</b>	<b>Job placement</b>	<b>Percentage</b>
<b>Number of students</b>	<b>44</b>	<b>44</b>	<b>100%</b>



<b>Placement Analysis for BSC HS 2017-18</b>		
<b>Particulars</b>	<b>Numbers</b>	<b>Percentage</b>
<b>Batch strength</b>	<b>61</b>	<b>100%</b>
Job placement (Domestic)	<b>29</b>	<b>47%</b>
Job placement (International)	<b>15</b>	<b>25%</b>
Entrepreneurs	<b>6</b>	<b>10%</b>
Further studies	<b>8</b>	<b>13%</b>
Others	<b>3</b>	<b>5%</b>

