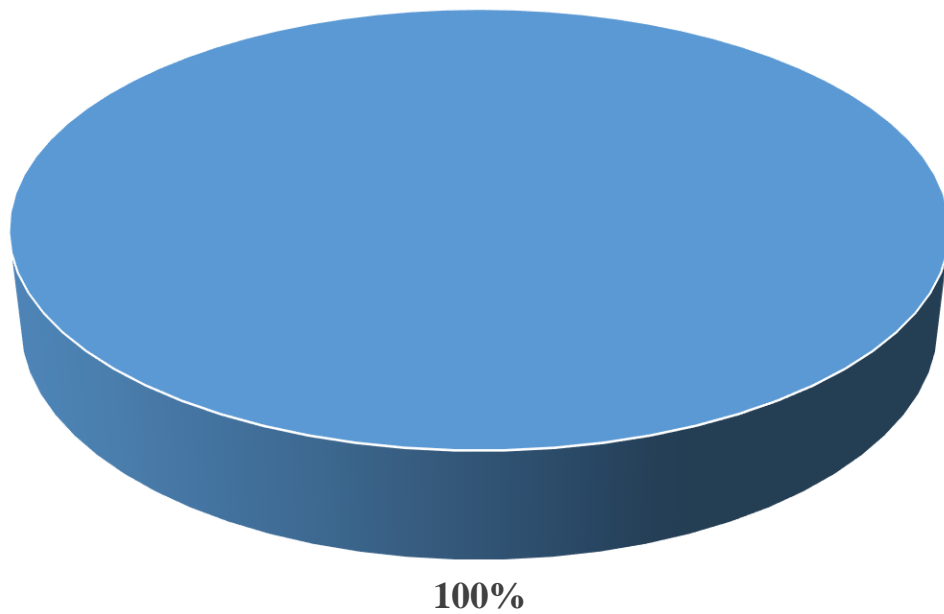


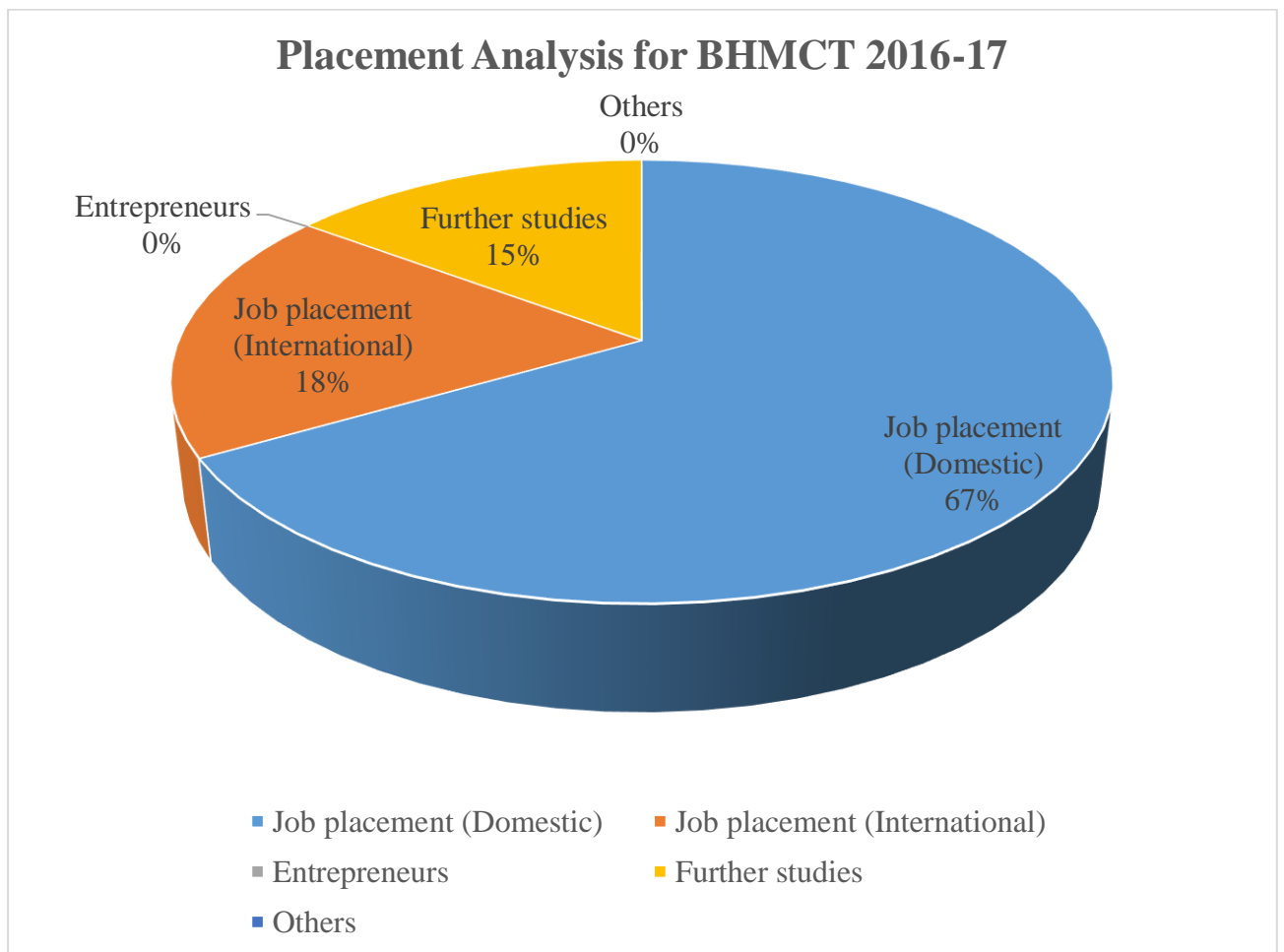
## Placement Analysis for 2016-17

<b>Job placement for BHMCT 2016-17</b>			
	<b>Number of students opted for placement</b>	<b>Job placement</b>	<b>Percentage</b>
<b>Number of students</b>	<b>23</b>	<b>23</b>	<b>100%</b>

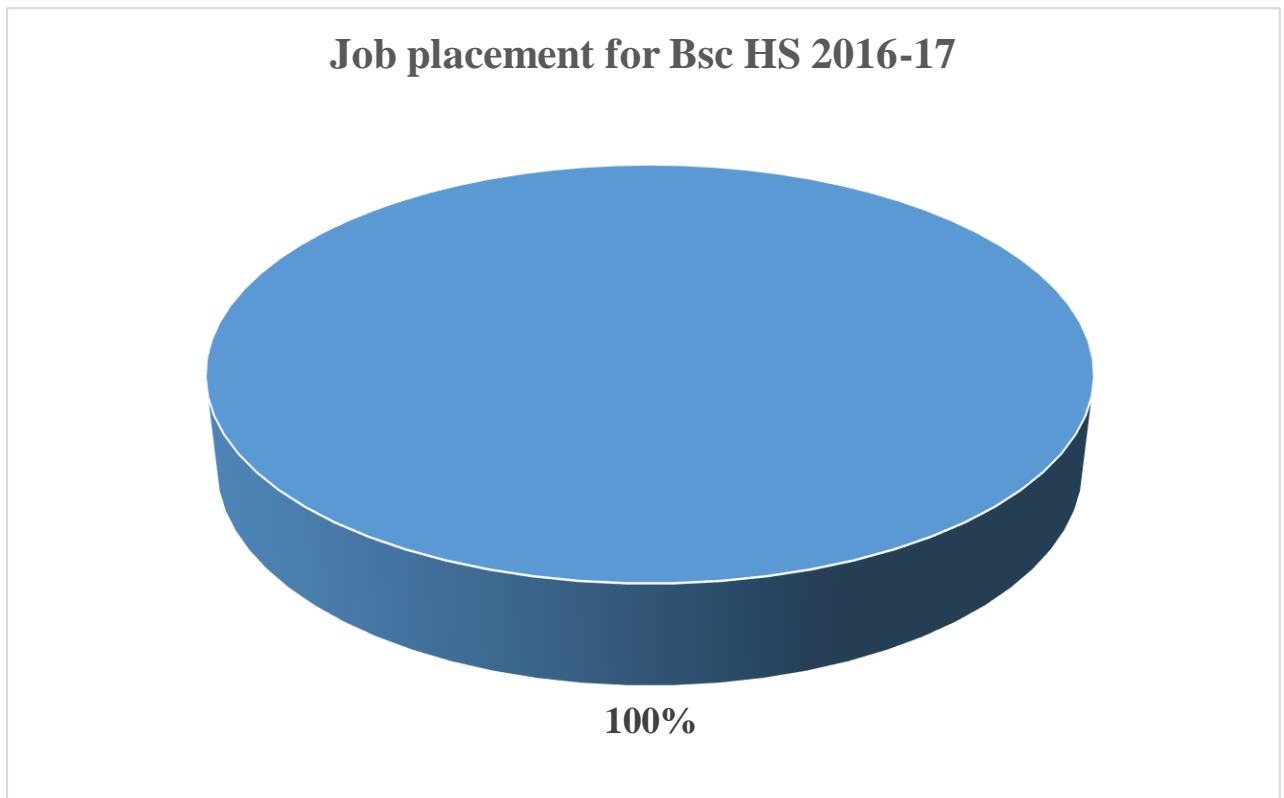
**Job Placement for BHMCT 2016-17**



<b>Placement Analysis for BHMCT 2016-17</b>		
<b>Particulars</b>	<b>Numbers</b>	<b>Percentage</b>
<b>Batch strength</b>	<b>27</b>	<b>100%</b>
Job placement (Domestic)	<b>18</b>	<b>67%</b>
Job placement (International)	<b>5</b>	<b>18%</b>
Entrepreneurs	<b>0</b>	<b>0%</b>
Further studies	<b>4</b>	<b>15%</b>
Others	<b>0</b>	<b>0%</b>



<b>Job placement for BSc HS 2016-17</b>			
	<b>Number of students opted for placement</b>	<b>Job placement</b>	<b>Percentage</b>
<b>Number of students</b>	<b>37</b>	<b>37</b>	<b>100%</b>



<b>Placement Analysis for BSc HS 2016-17</b>		
<b>Particulars</b>	<b>Numbers</b>	<b>Percentage</b>
<b>Batch strength</b>	<b>54</b>	<b>100%</b>
Job placement (Domestic)	<b>30</b>	<b>55%</b>
Job placement (International)	<b>7</b>	<b>13%</b>
Entrepreneurs	<b>7</b>	<b>13%</b>
Further studies	<b>9</b>	<b>17%</b>
Others	<b>1</b>	<b>2%</b>

