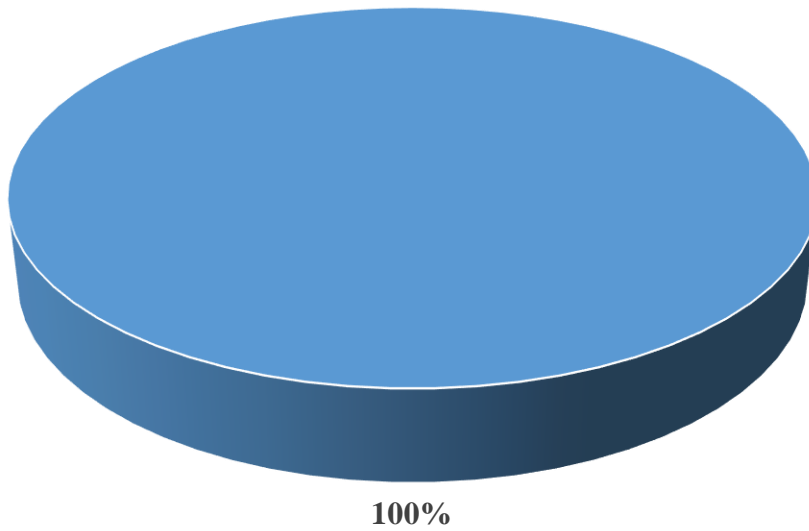


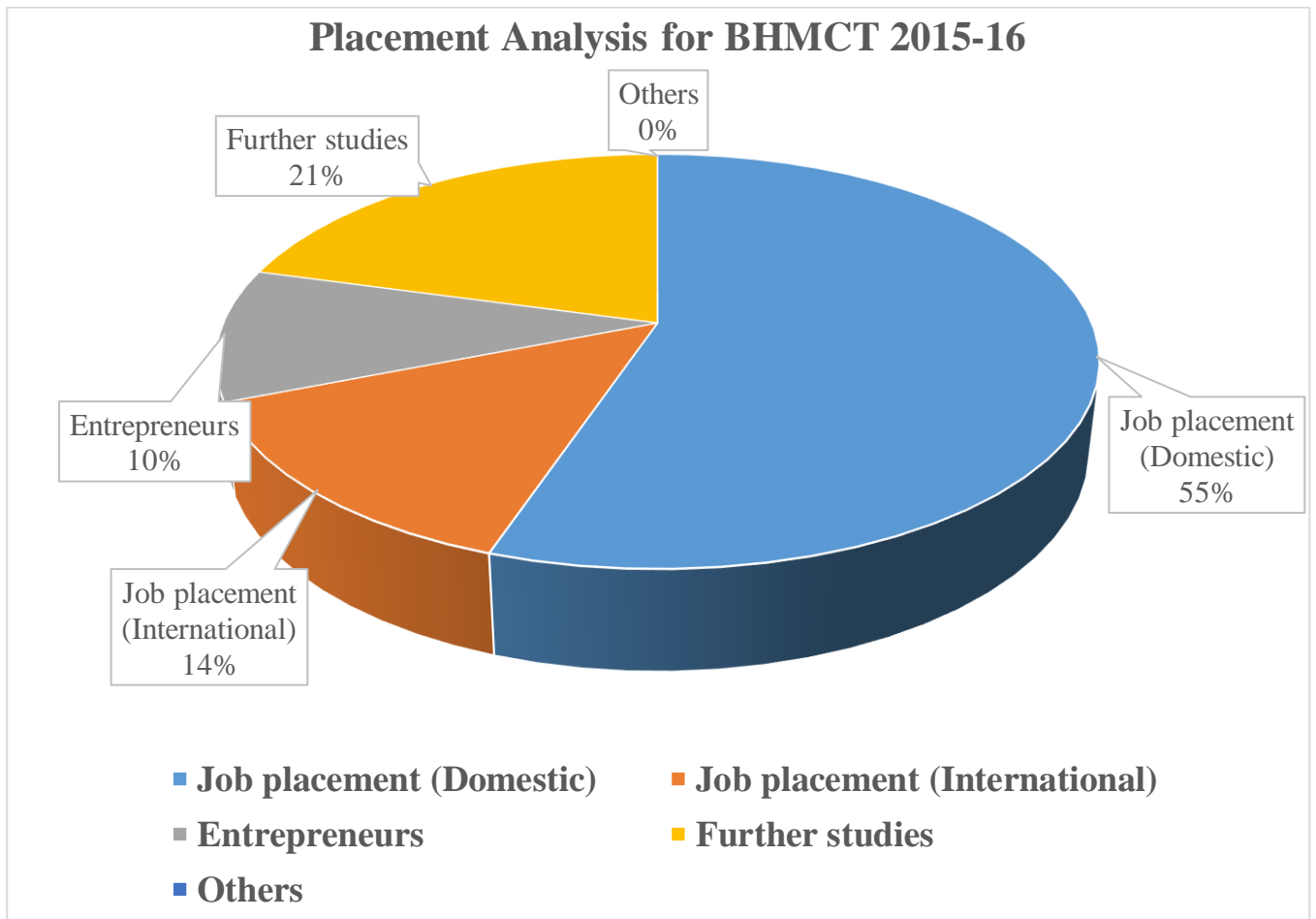
## Placement Analysis for 2015 -16

<b>Job placement for BHMCT 2015-16</b>			
	<b>Number of students opted for placement</b>	<b>Job placement</b>	<b>Percentage</b>
<b>Number of students</b>	<b>20</b>	<b>20</b>	<b>100%</b>

**Job placement for BHMCT 2015-16**

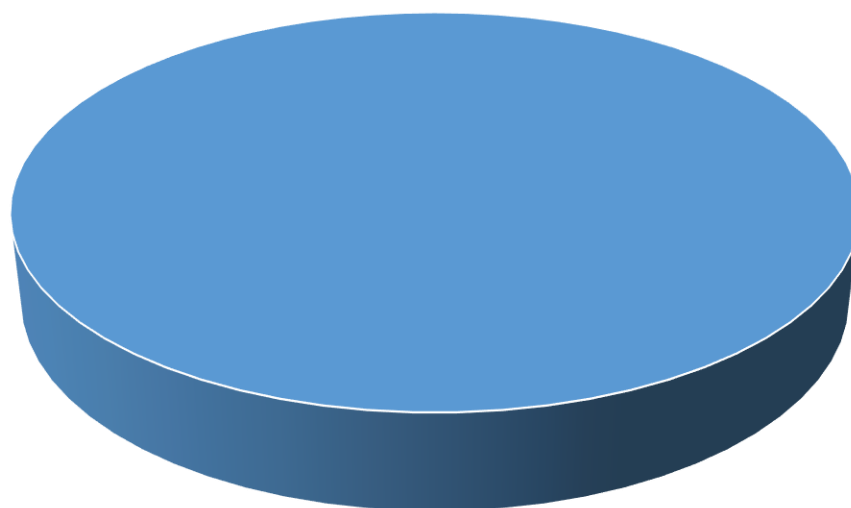


<b>Placement Analysis for BHMCT 2015-16</b>		
<b>Particulars</b>	<b>Numbers</b>	<b>Percentage</b>
<b>Batch strength</b>	<b>29</b>	<b>100%</b>
Job placement (Domestic)	<b>16</b>	<b>55%</b>
Job placement (International)	<b>4</b>	<b>14%</b>
Entrepreneurs	<b>3</b>	<b>10%</b>
Further studies	<b>6</b>	<b>21%</b>
Others	<b>0</b>	<b>0%</b>



<b>Job placement for BSc HS 2015-16</b>			
	<b>Number of students opted for placement</b>	<b>Job placement</b>	<b>Percentage</b>
<b>Number of students</b>	<b>38</b>	<b>38</b>	<b>100%</b>

**Job Placement for Bsc HS 2015-16**



**100%**

<b>Placement Analysis for BSc HS 2015-16</b>		
<b>Particulars</b>	<b>Numbers</b>	<b>Percentage</b>
<b>Batch strength</b>	<b>55</b>	<b>100%</b>
Job placement (Domestic)	<b>31</b>	<b>56%</b>
Job placement (International)	<b>7</b>	<b>13%</b>
Entrepreneurs	<b>6</b>	<b>11%</b>
Further studies	<b>7</b>	<b>13%</b>
Others	<b>4</b>	<b>7%</b>

