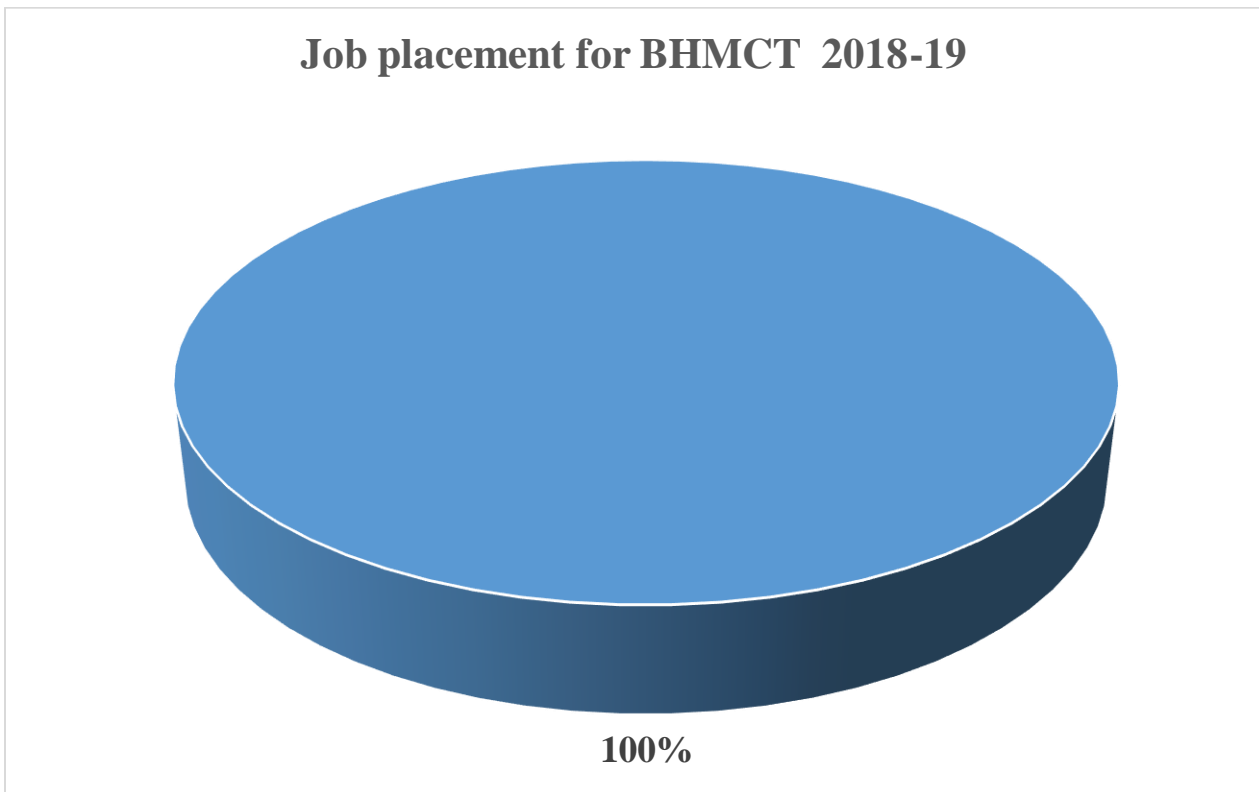


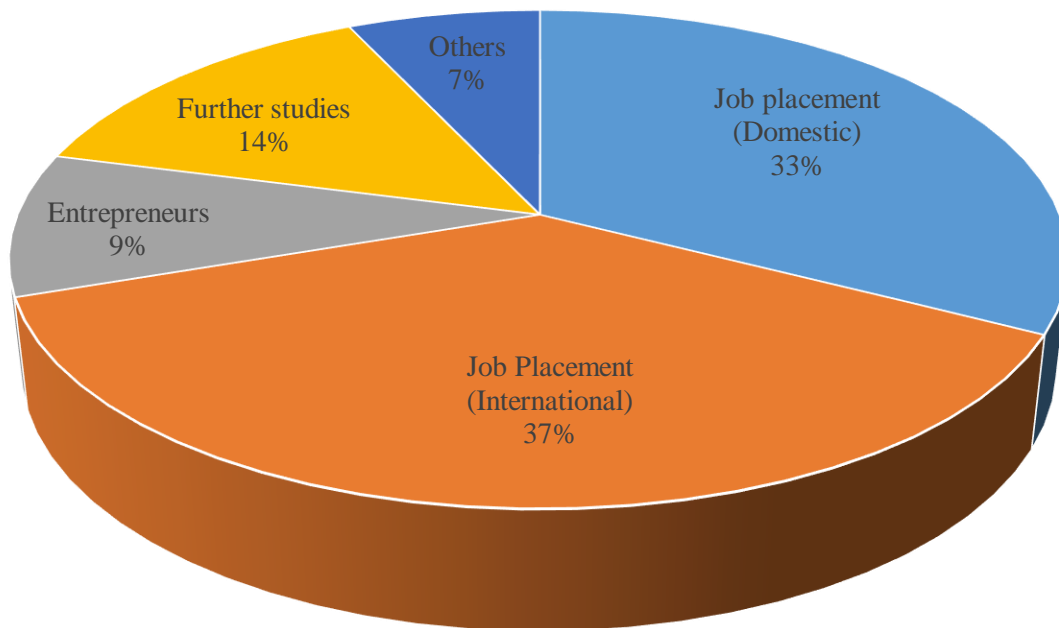
Placement Analysis for 2018-19

Job placement for BHMCT 2018-19			
	Number of students opted for placement	Job placement	Percentage
Number of students	30	30	100%



Placement Analysis for BHMCT 2018-19		
Particulars	Numbers	Percentage
Batch strength	43	100%
Job placement (Domestic)	14	33%
Job placement (International)	16	37%
Entrepreneurs	4	9%
Further studies	6	14%
Others	3	7%

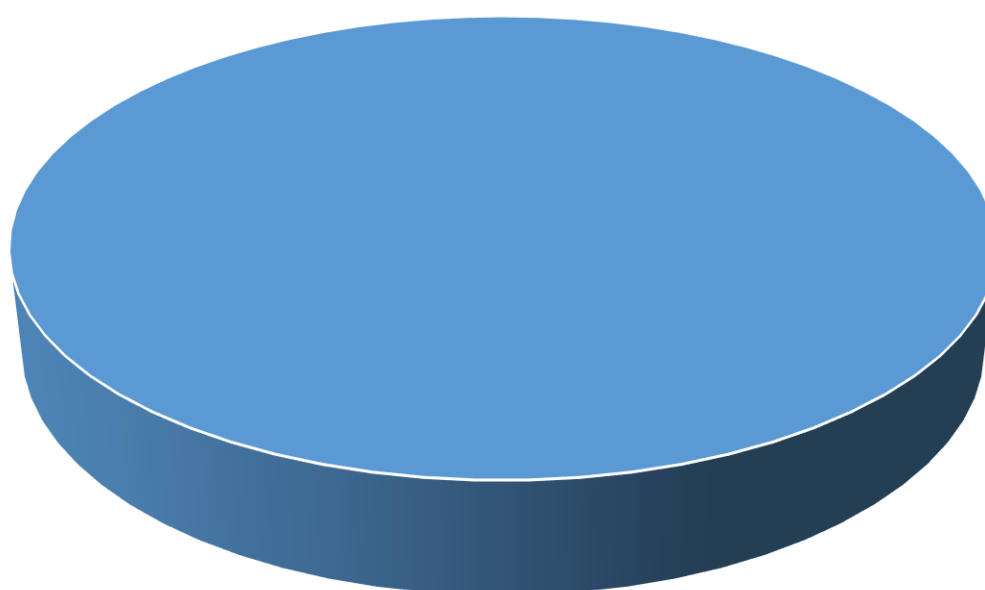
Placement Analysis for BHMCT 2018-19



- Job placement (Domestic) ■ International placement ■ Entrepreneurs
- Further studies ■ Others

Job placement for BSc HS 2018-19			
	Number of students opted for placement	Job placement	Percentage
Number of students	61	61	100%

Job placement for BSc Hs 2018-19



100%

Placement Analysis for BSC HS 2018-19		
Particulars	Numbers	Percentage
Batch strength	90	100%
Job placement (Domestic)	47	52%
Job placement (International)	14	16%
Entrepreneurs	10	11%
Further studies	8	9%
Others	11	12%

Placement Analysis for Bsc HS 2018-19

