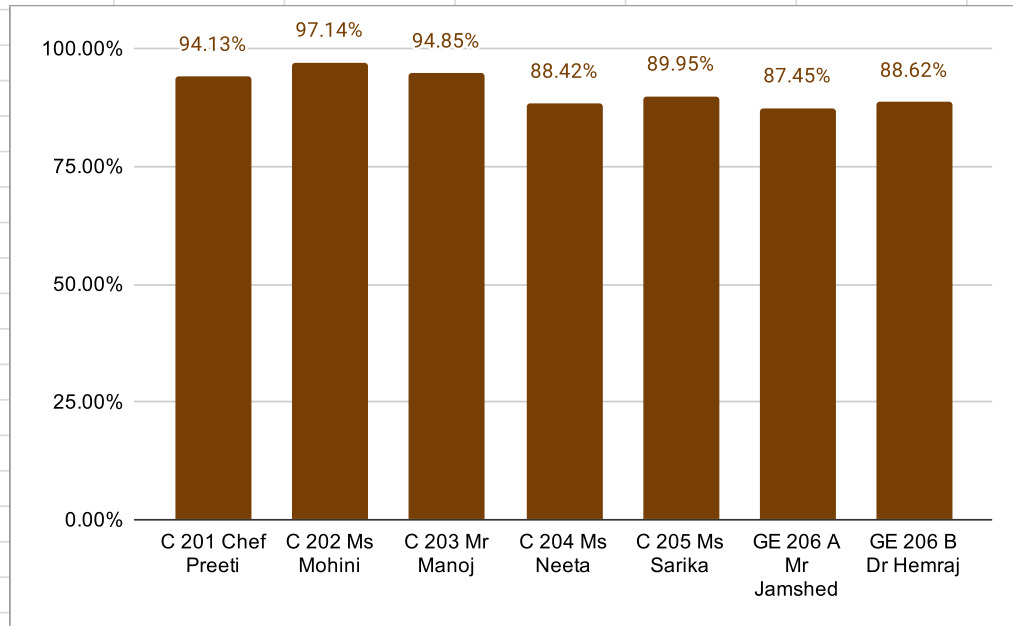


### FYBHMCT I Feedback - Even Sem 2019-2020

#### Performance Index

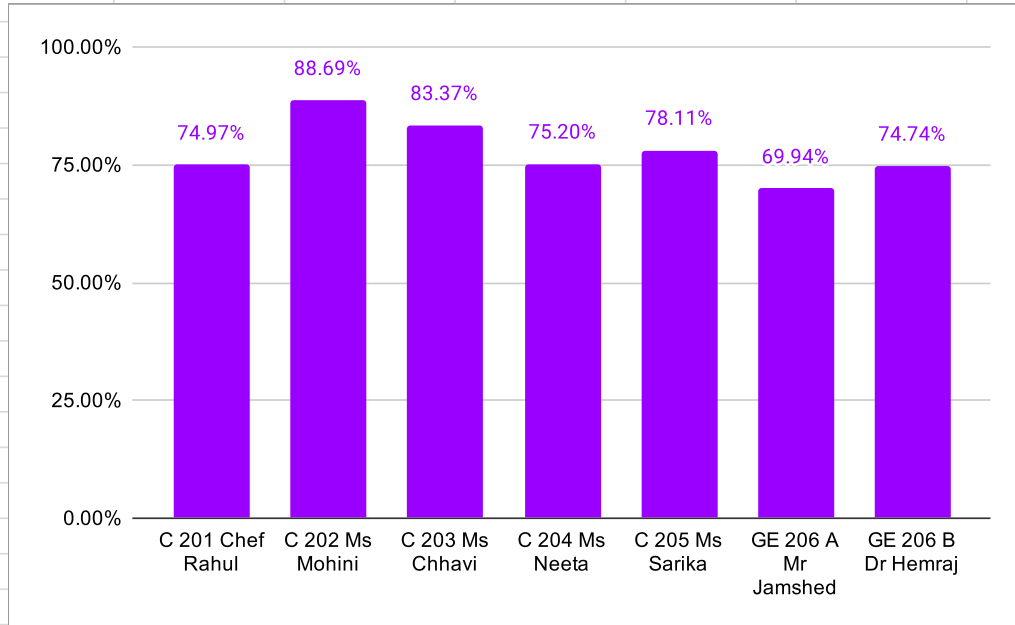
C 201 Chef Preeti	C 202 Ms Mohini	C 203 Mr Manoj	C 204 Ms Neeta	C 205 Ms Sarika	GE 206 A Mr Jamshed	GE 206 B Dr Hemraj
94.13%	97.14%	94.85%	88.42%	89.95%	87.45%	88.62%



**FYBHMCT II Feedback - Even Sem 2019-2020**

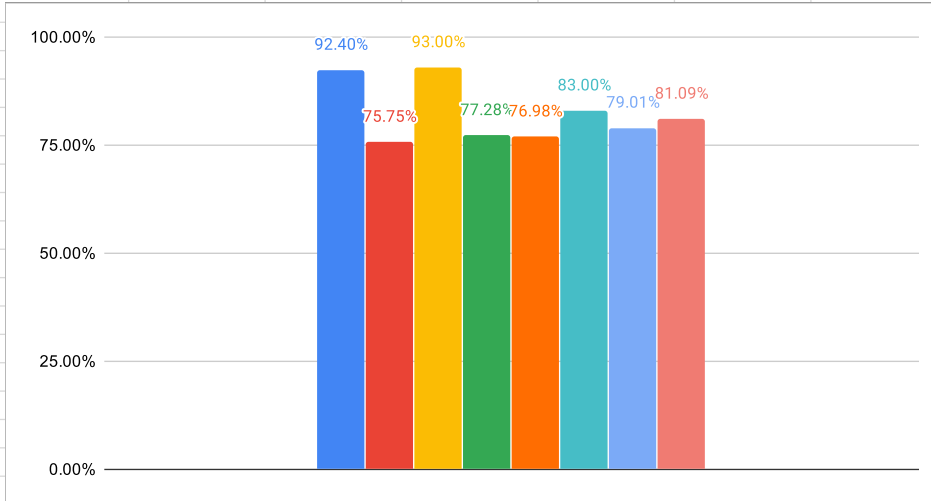
**Performance Index**

C 201 Chef Rahul	C 202 Ms Mohini	C 203 Ms Chhavi	C 204 Ms Neeta	C 205 Ms Sarika	GE 206 A Mr Jamshed	GE 206 B Dr Hemraj
74.97%	88.69%	83.37%	75.20%	78.11%	69.94%	74.74%



**SY-BHMCT Feedback - Even Sem 2019-2020**

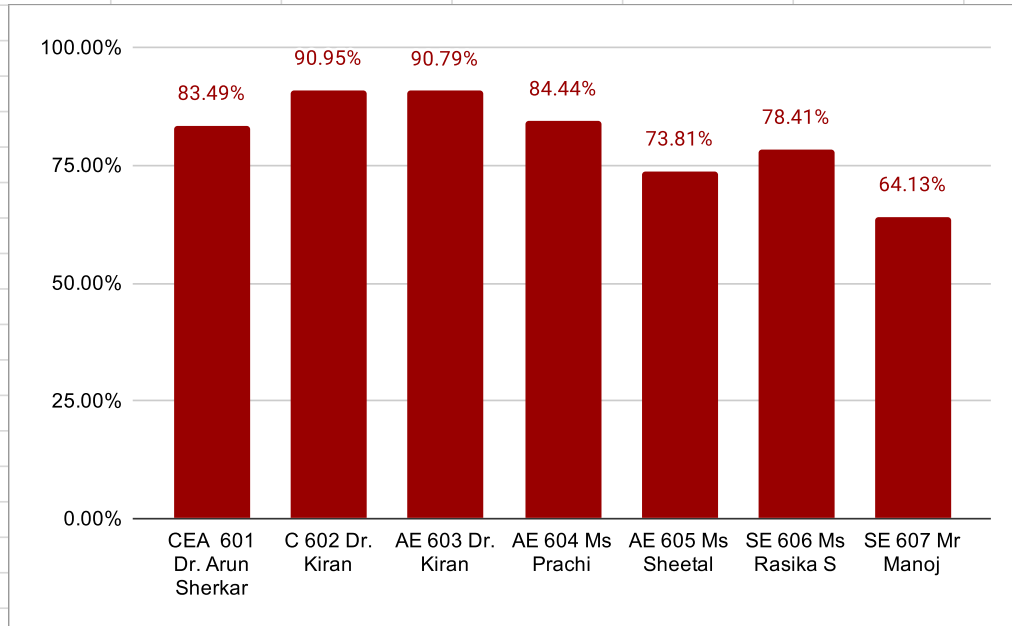
C 401 Chef Rina	C 402 Ms Sheetal	C 403 Dr Meyola	C 404 Ms Rajeshree	C 405 Ms Prerna	C 406 Dr Kiran	C 407 Mr Suraj	C 409 Mr Sumeet
92.40%	75.75%	93.00%	77.28%	76.98%	83.00%	79.01%	81.09%



### TYCT ( FP) Feedback - Even Sem 2019-2020

#### Performance Index

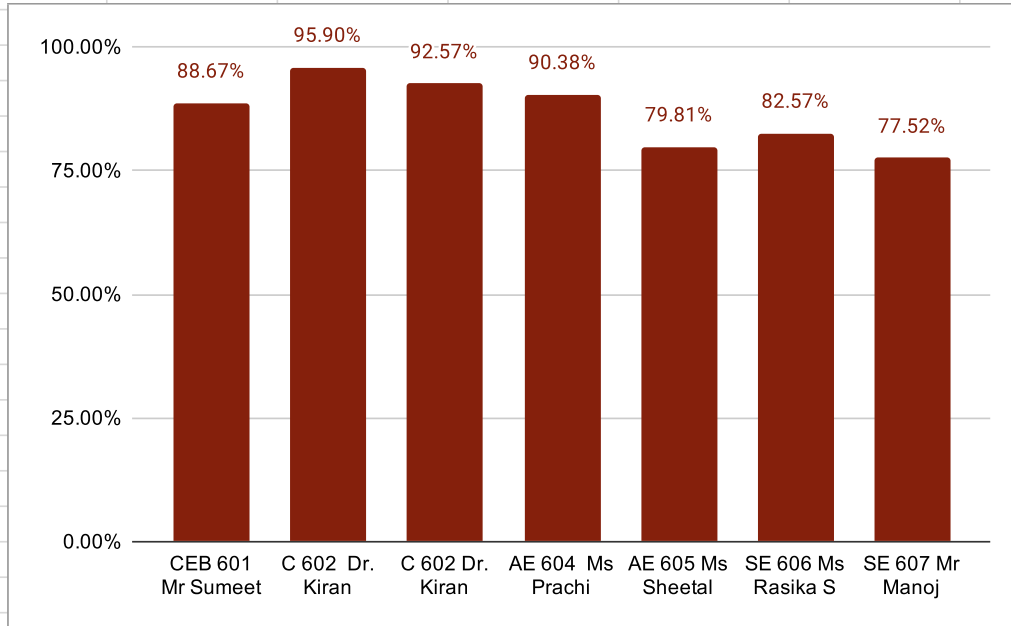
CEA 601 Dr. Arun Sherkar	C 602 Dr. Kiran	AE 603 Dr. Kiran	AE 604 Ms Prachi	AE 605 Ms Sheetal	SE 606 Ms Rasika S	SE 607 Mr Manoj
83.49%	90.95%	90.79%	84.44%	73.81%	78.41%	64.13%



**TYCT ( F&B) Feedback - Even Sem 2019-2020**

**Performance Index**

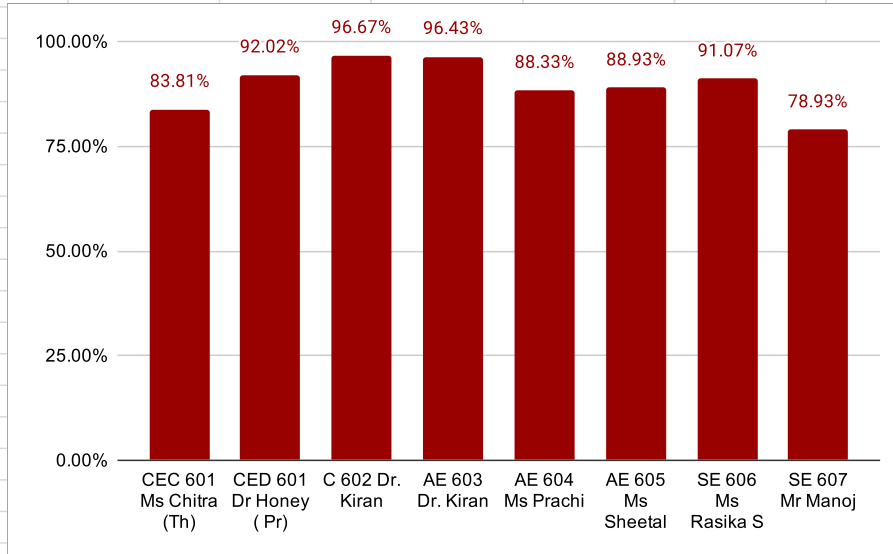
CEB 601 Mr Sumeet	C 602 Dr. Kiran	C 602 Dr. Kiran	AE 604 Ms Prachi	AE 605 Ms Sheetal	SE 606 Ms Rasika S	SE 607 Mr Manoj
88.67%	95.90%	92.57%	90.38%	79.81%	82.57%	77.52%



**TYCT ( FO ) Feedback - Even Sem 2019-2020**

**Performance Index**

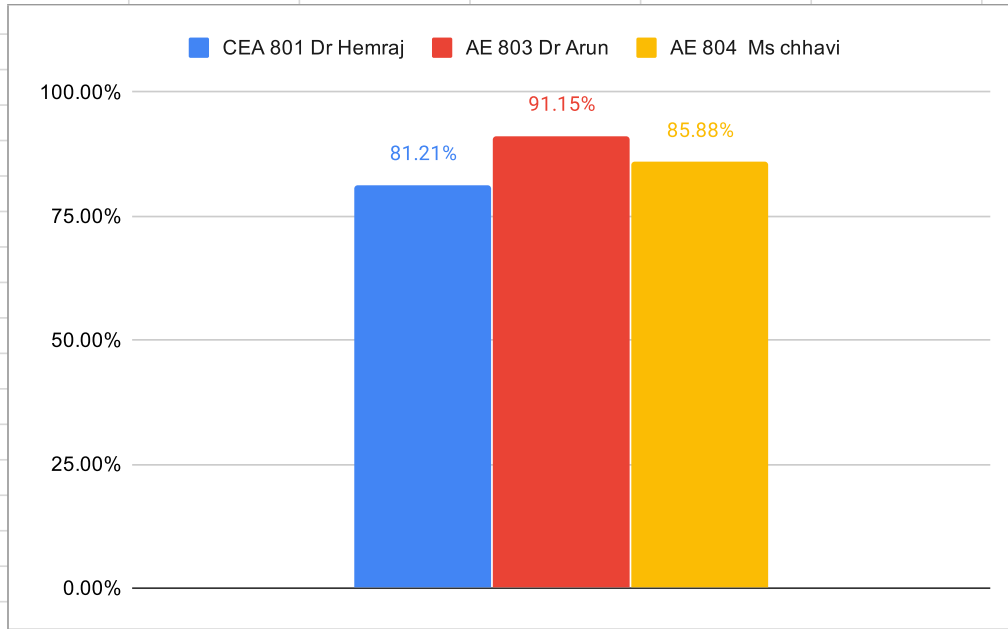
CEC 601 Ms Chitra (Th)	CED 601 Dr Honey ( Pr)	C 602 Dr. Kiran	AE 603 Dr. Kiran	AE 604 Ms Prachi	AE 605 Ms Sheetal	SE 606 Ms Rasika S	SE 607 Mr Manoj
83.81%	92.02%	96.67%	96.43%	88.33%	88.93%	91.07%	78.93%



**Final Year BHMCT ( FP) Feedback - Even Sem 2019-2020**

**Performance Index**

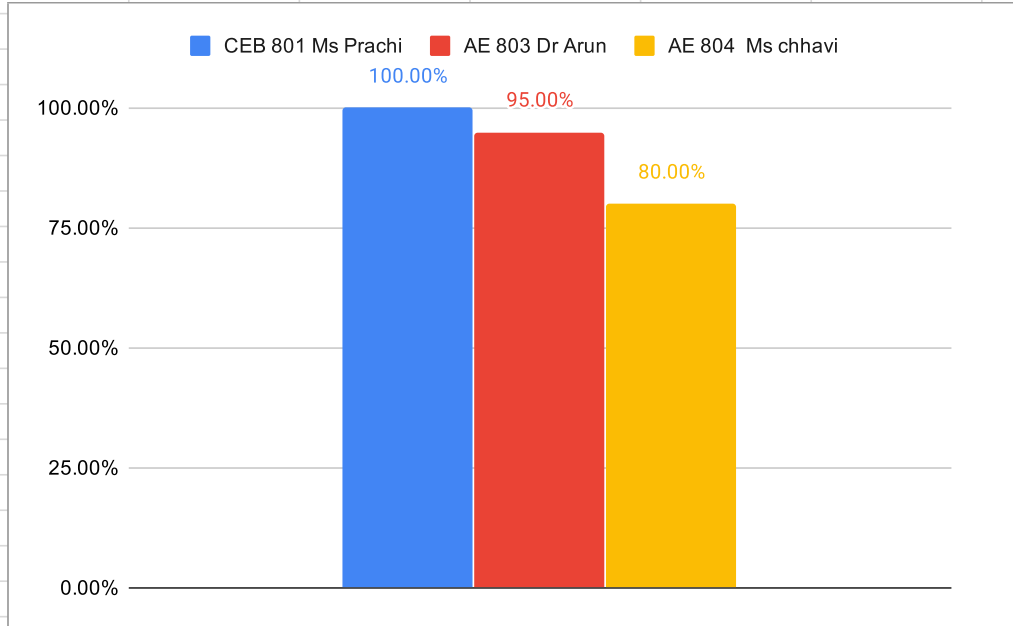
CEA 801 Dr Hemraj	AE 803 Dr Arun	AE 804 Ms chhavi
81.21%	91.15%	85.88%



**Final Year BHMCT ( F&B) Feedback - Even Sem 2019-2020**

**Performance Index**

CEB 801 Ms Prachi	AE 803 Dr Arun	AE 804 Ms chhavi
100.00%	95.00%	80.00%

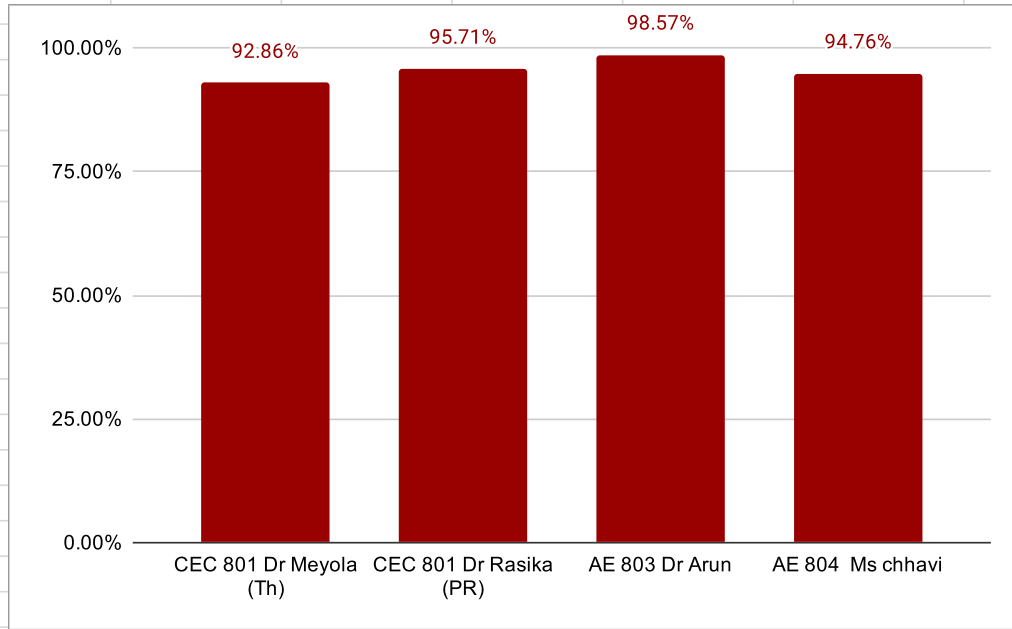




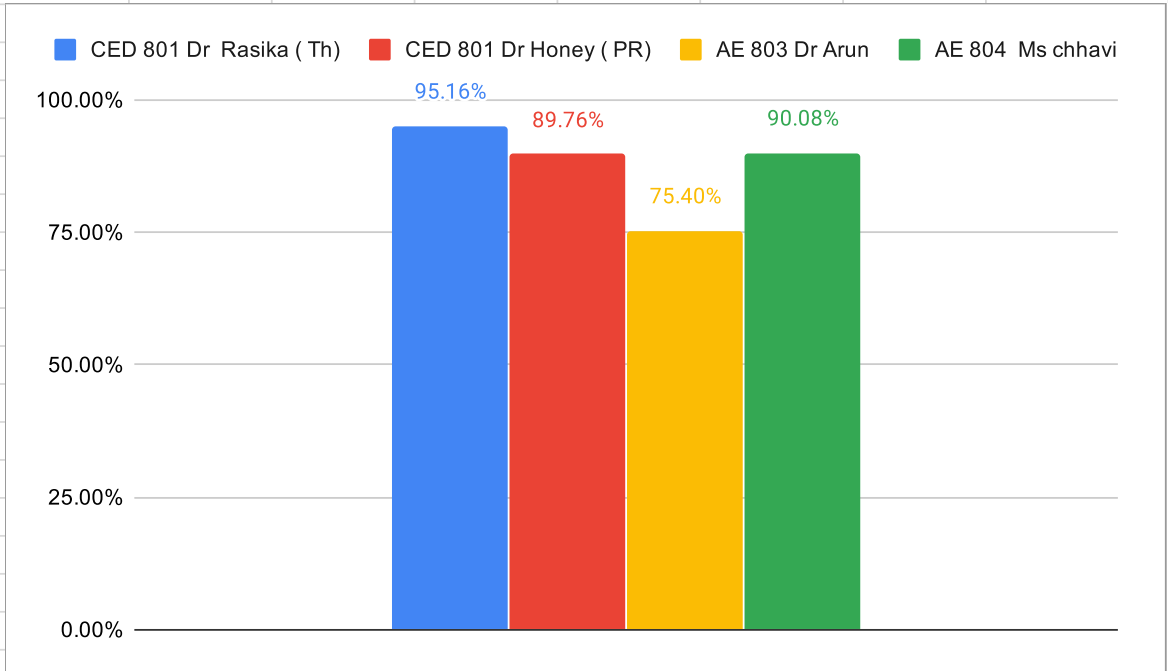
**Final Year BHMCT ( FP) Feedback - Even Sem 2019-2020**

**Performance Index**

CEC 801 Dr Meyola (Th)	CEC 801 Dr Rasika (PR)	AE 803 Dr Arun	AE 804 Ms chhavi
92.86%	95.71%	98.57%	94.76%



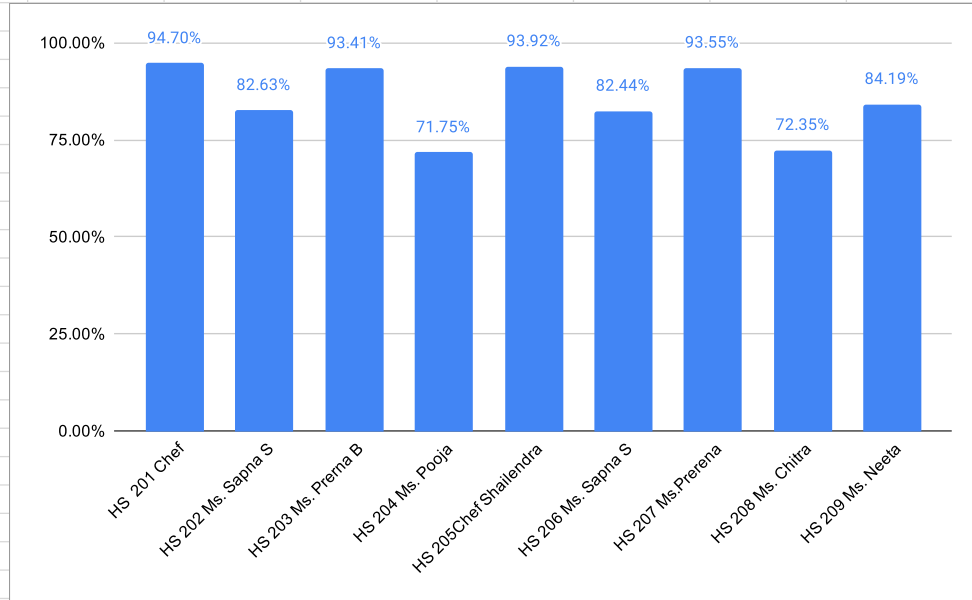
Final Year BHMCT ( FO ) Feedback - Even Sem 2019-2020			
Performance Index			
CED 801 Dr Rasika ( Th)	CED 801 Dr Honey ( PR)	AE 803 Dr Arun	AE 804 Ms chhavi
95.16%	89.76%	75.40%	90.08%



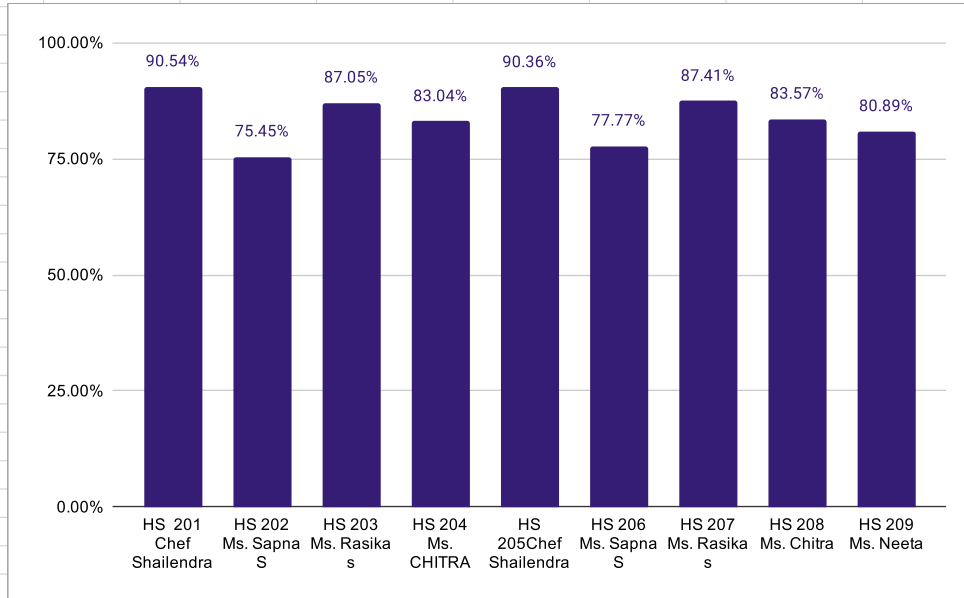
**Firat Year BSc HS I Feedback - Even Sem 2019-2020**

**Performance Index**

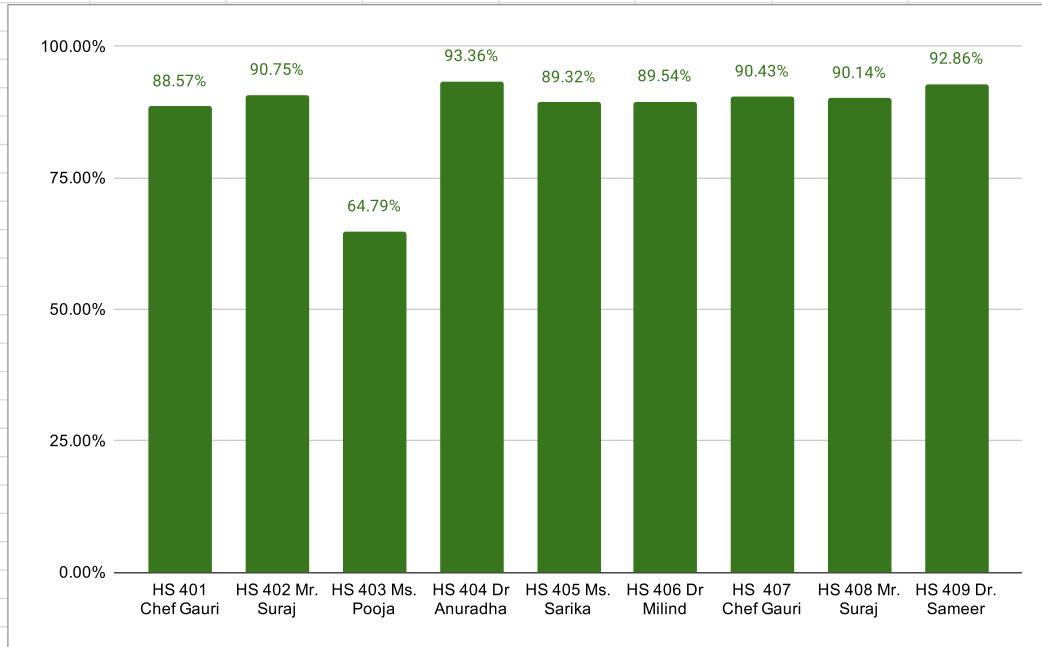
HS 201 Chef Shailendra	HS 202 Ms. Sapna S	HS 203 Ms. Prerna B	HS 204 Ms. Pooja	HS 205 Chef Shailendra	HS 206 Ms. Sapna S	HS 207 Ms. Prerena	HS 208 Ms. Chitra	HS 209 Ms. Neeta
94.70%	82.63%	93.41%	71.75%	93.92%	82.44%	93.55%	72.35%	84.19%



Firat Year BSc HS II Feedback - Even Sem 2019-2020								
Performance Index								
HS 201 Chef Shailendra	HS 202 Ms. Sapna S	HS 203 Ms. Rasika s	HS 204 Ms. CHITRA	HS 205 Chef Shailendra	HS 206 Ms. Sapna S	HS 207 Ms. Rasika s	HS 208 Ms. Chitra	HS 209 Ms. Neeta
90.54%	75.45%	87.05%	83.04%	90.36%	77.77%	87.41%	83.57%	80.89%



Third Year BSc HS I Feedback - Even Sem 2019-2020								
Performance Index								
HS 401 Chef Gauri	HS 402 Mr. Suraj	HS 403 Ms. Pooja	HS 404 Dr Anuradha	HS 405 Ms. Sarika	HS 406 Dr Milind	HS 407 Chef Gauri	HS 408 Mr. Suraj	HS 409 Dr. Sameer
88.57%	90.75%	64.79%	93.36%	89.32%	89.54%	90.43%	90.14%	92.86%



Third Year BSc HS II Feedback - Even Sem 2019-2020								
Performance Index								
HS 401 Chef Milind	HS 402 Ms. Rajeshree	HS 403 Ms. Pooja	HS 404 Dr Anuradha	HS 405 Ms. Sarika	HS 406 Dr Milind	HS 407 Chef Sunder	HS 408 Ms Rajeshree	HS 409 Dr. Anuradha
97.07%	93.86%	66.93%	96.93%	96.43%	90.93%	96.21%	93.50%	89.43%

